



TUTORIAL

Using AncestryDNA Shared Matches

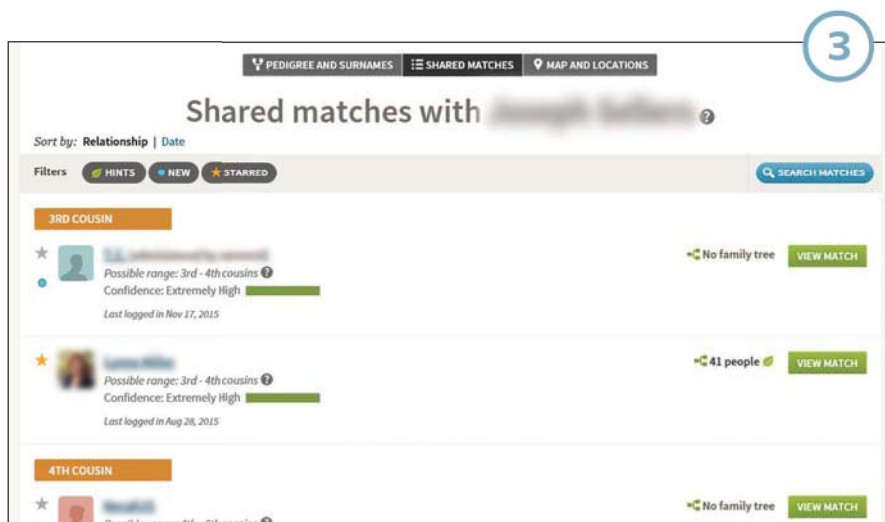
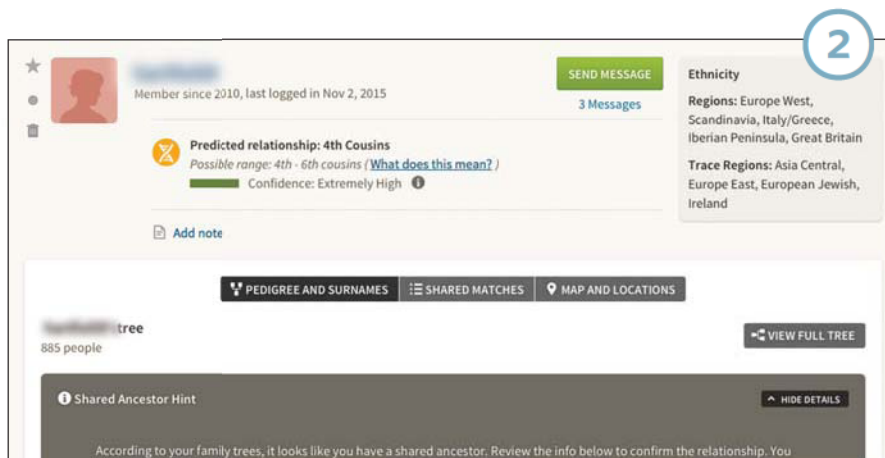
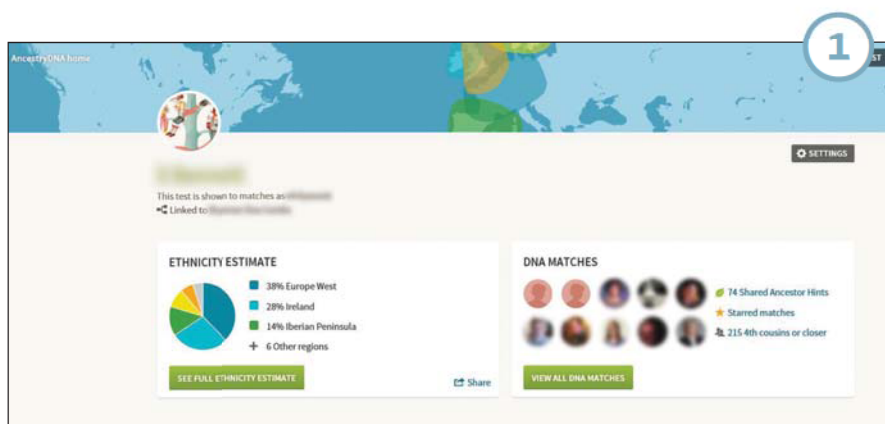
Genealogists love finding cousins and more than ever, we seek them out through DNA testing. At times, knowing how you're related—who gave you the common DNA segments—can be frustrating. If you've taken an AncestryDNA test <dna.ancestry.com>, the site's Shared Matches tool can help you home in on who made you cousins.

Shared Matches was unveiled in August 2015 (see the announcement at <blogs.ancestry.com/ancestry/2015/08/26/see-your-dna-matches-in-a-whole-new-way>) to show you other matches you share with a specific match. For example, say your dad's brother's son—your first cousin—is among your DNA matches. Click his name on your match list, then the Shared Matches tab. You can see everyone else who matches the two of you. Because you know your cousin is from your paternal side of the family, you can start looking there for a relationship with those Shared Matches.

1 Log into your AncestryDNA account and click View All DNA Matches on your home page. (In these screenshots, we've obscured members' identifying details.)

2 Select a person on your results list and click View Match. Here, you can use tabs to switch among three different views: the family tree this match has linked to his DNA profile (if any; you also might see a link to select a public tree the person has posted or a prompt to ask the person to view your tree) along with a list of surnames; shared matches; and a map of locations mentioned in the person's tree.

3 Click the Shared Matches tab to see other matches you and the person you're viewing have in common.



View each shared match's family tree, if there's one attached one to his or her profile, looking for common ancestors, surnames and places.

It's possible that when you click a person's Shared Matches tab, you'll see a message that you two have no shared matches. It simply means that no other cousins who share DNA with both you and this match have tested—yet. Check back frequently for new matches.

Note that just because you and another person have a Shared Match

doesn't mean that all three of you have the same segment of DNA—that is to say, you all don't necessarily have the same ancestor. Say you're person A and you match person B. You and B have a Shared Match, person C. You match person B because your dad is first cousins with B's mom, and you match person C because your mom is second cousins with C's dad. But person B might match person C because B's *dad* is cousin to C's mom. In this case, you share a DNA segment with B and a



TIP: A Shared Match is exciting, but it doesn't guarantee that you're all related along the same family line. Treat it like any other clue, and follow up on the paper trail.

different DNA segment with C, and B and C share yet a third DNA segment.

Look at your best matches and compare the lists of Shared Matches with each one. If you share a match with person B who isn't on person A's list, A and B are probably on different sides of your family.

4 Using Shared Matches along with the Hints filter can also help you determine how you're related to a match. Return to your main matches list and click the Hints filter at the top, bringing up only matches whose linked trees include an ancestor who's the same as an ancestor in your tree. Then view each match's results page, which shows who the shared ancestor is, and click the Shared Matches tab to view other people you have in common. This strategy makes determining which side of your family, and which potential ancestor you descend from, much easier.

5 If you have a large number of shared matches with one person, filtering and searching can make them easier to evaluate. Use the Hints, New and Starred buttons at the top of a person's Shared Matches list to view just those with matching ancestors, new Shared Matches and/or those you've starred. Click the Search Matches button to search the Shared Matches' trees for specific surnames or birth locations. This helps you find surname and location patterns even if a common ancestor isn't immediately available. ■

» Shannon Combs-Bennett

Sort by: Relationship | Date

Filters: HINTS NEW STARRED SEARCH MATCHES

4TH COUSIN

- ★ [Profile] Possible range: 4th - 6th cousins Confidence: Extremely High 885 people VIEW MATCH
- ★ [Profile] Possible range: 4th - 6th cousins Confidence: Extremely High 22880 people VIEW MATCH

DISTANT COUSIN

- ★ [Profile] Possible range: 5th - 8th cousins Confidence: Moderate 2248 people VIEW MATCH

Shared matches with ARMSTRONG

Filters: Search matches Armstrong Search by birth location SEARCH Cancel

Include similar surnames

3RD COUSIN

- ★ [Profile] Possible range: 3rd - 4th cousins Confidence: Extremely High 7682 people VIEW MATCH

4TH COUSIN

- ★ [Profile] Possible range: 4th - 6th cousins Confidence: Extremely High 1243 people VIEW MATCH
- ★ [Profile] Possible range: 4th - 6th cousins Confidence: Extremely High 131 people VIEW MATCH